

THE SHOPS AT KINGS LANDING

Woolwich Township, NJ

Route 322, Kings Highway
& NJ Turnpike Exit 2
Woolwich, NJ



THE SHOPS AT KINGS LANDING

610.277.8899

W WOLFSON GROUP
INCORPORATED

120 Germantown Pike, Suite 120, Plymouth Meeting, PA 19462
Fax: 610.277.8880 • www.wolfsongroupinc.com

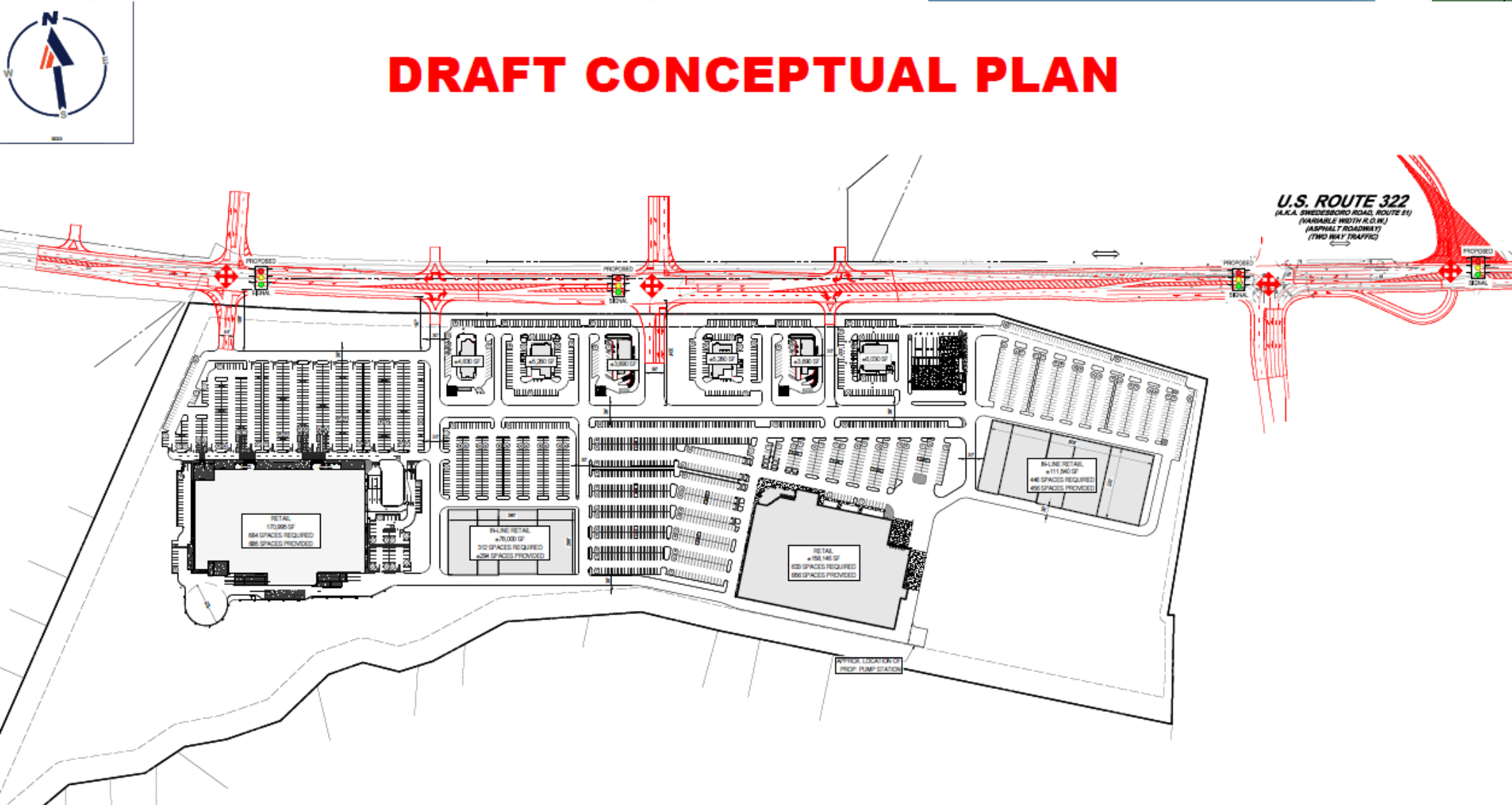
FACTS

- ◆ High commuter & seasonal traffic
- ◆ Destination location for Southern New Jersey, Northern Delaware, and Philadelphia Markets
- ◆ Highly visible and accessible to immediate Trade Area population of 80,000 +/-

STATISTICS

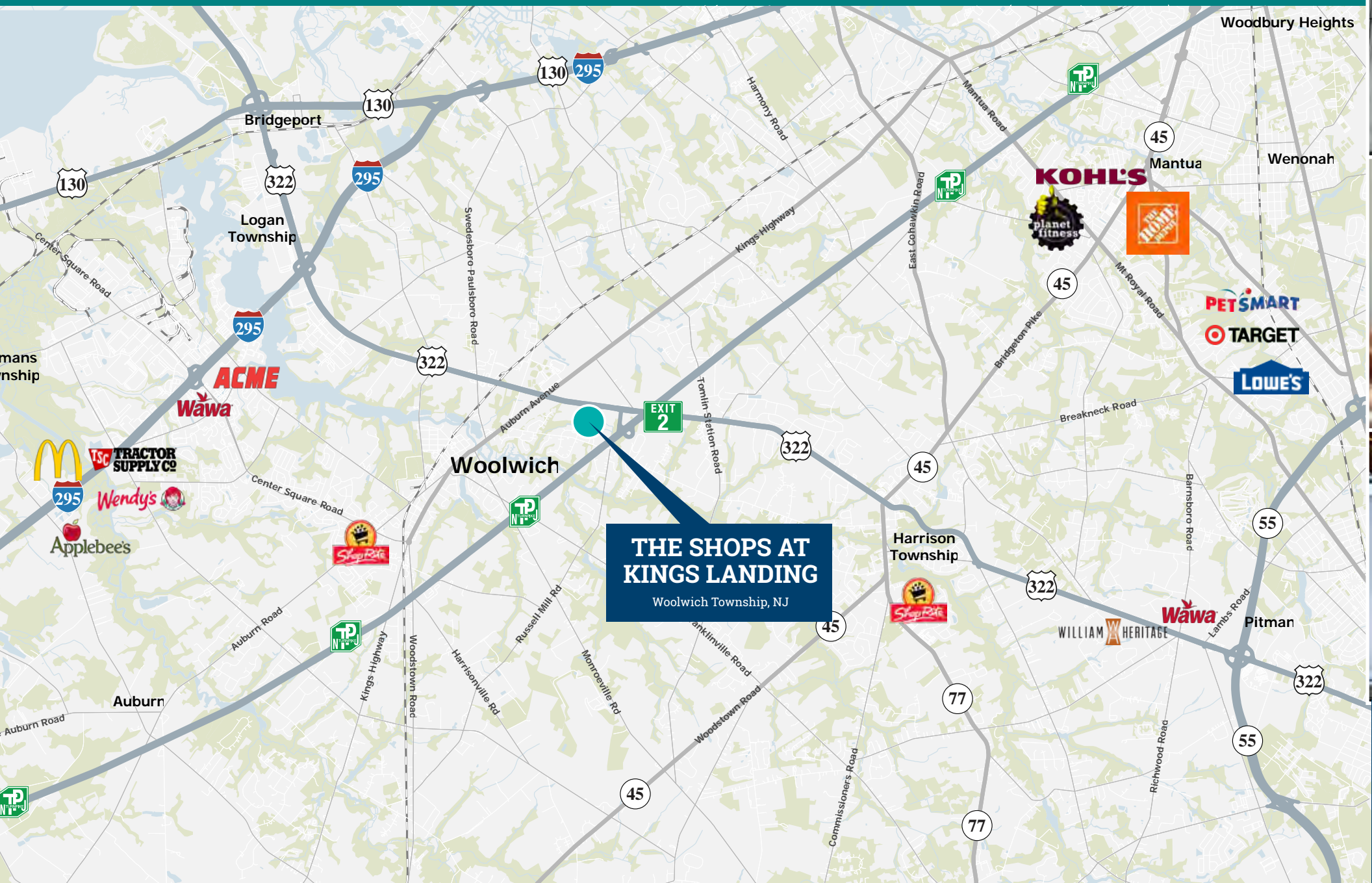
Demographics	5mi	7mi	10mi
Population:	45,985	81,010	352,761
Households:	16,117	29,218	136,013
Avg HH Inc:	\$162,316	\$152,550	\$114,559

DRAFT CONCEPTUAL PLAN



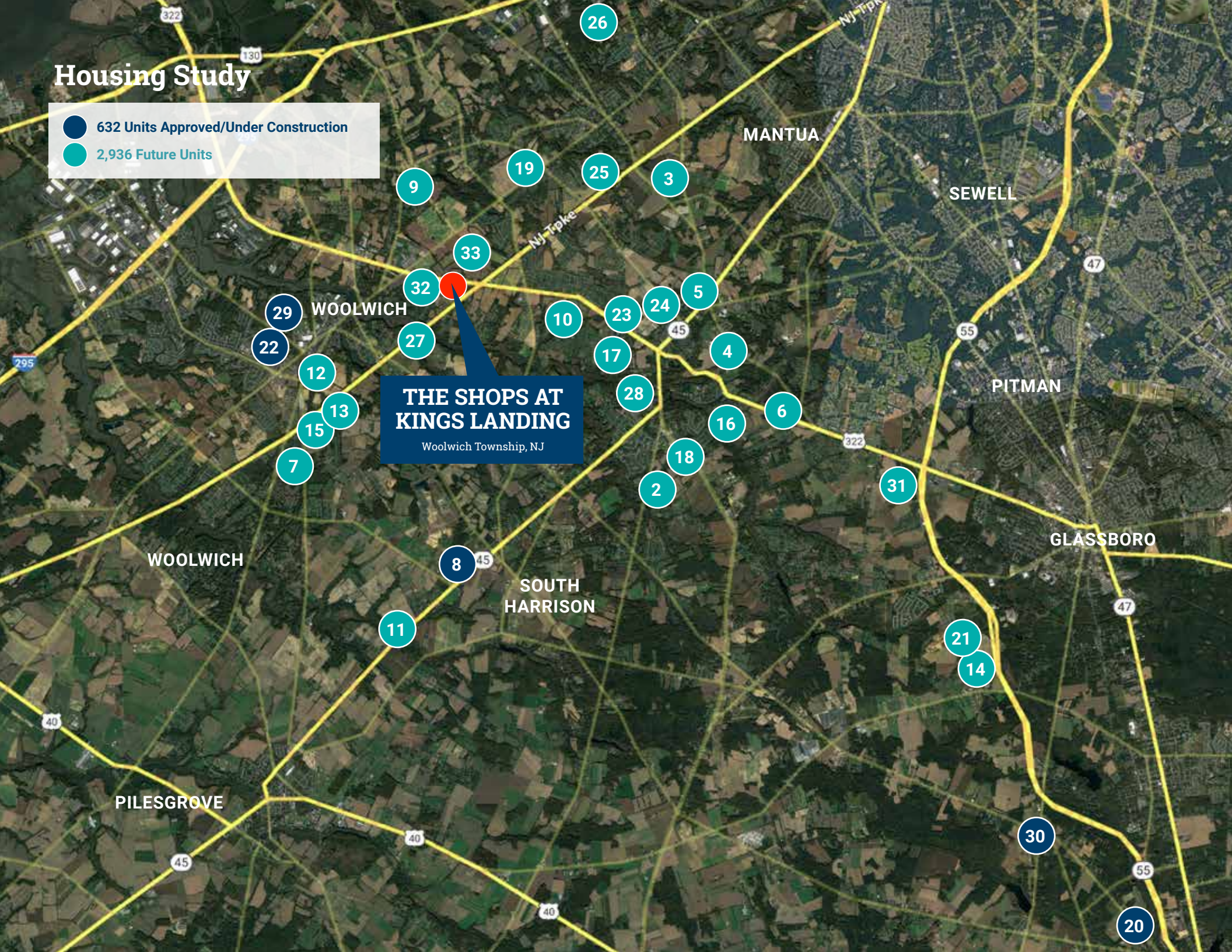
SUBDIVISION	MAPNO	UNITS	STATUS	PRODUCTTYPE	TOWN
TAYLORS GLEN	1	11	FUTURE	SINGLE FAMILY	Harrison
HARMAN ESTATES	2	11	Future	Single Family	Harrison
COHAWKIN ROAD LLC	3	12	Future	Single Family	East Greenwich
TURNING CREEK	4	15	Future	Single Family	Mullica Hill
WINDHAVEN	5	19	Future	Single Family	Mullica Hill
RJP-GRIFFIN ROAD	6	20	FUTURE	SINGLE FAMILY	Mullica Hill
SAMUEL RENAURO	7	23	Future	Single Family	Swedesboro
COUNTRY BRIDGE ESTATES	8	24	Act 3Q14	Single Family	Harrison
ESTATES AT FOREST GATE (THE)	9	29	Future	Single Family	East Greenwich
SADDLE RIDGE	10	29	Future	Single Family	Harrison
QUAIL HOLLOW	11	30	Future	Single Family	Harrison
RIDINGS (THE)-GLOUCESTER	12	31	Future	Single Family	Swedesboro
DAYLESFORD MEADOWS	13	31	Future	Single Family	Swedesboro
ENCLAVE AT AURA (THE)-RUSSO	14	33	Future	Townhouse	Glassboro
WELLINGTON ESTATES (GLOUCESTER)	15	36	Future	Single Family	Swedesboro
MULLICA LAKE ESTATES	16	40	Future	Single Family	Mullica Hill
ORCHARD VIEW AT MULLICA HILL/TH	17	51	Future	Townhouse	Harrison
RJP-GRASSO	18	54	Future	Single Family	Harrison
TINDALL HOMES SUBDIVISION	19	54	Future	Single Family	East Greenwich
VILLAGES AT AURA	20	67	Act 1Q16	Townhouse	Glassboro
TRADITIONS AT RICHWOOD/DUPLEXES	21	76	Future	Duplex	Glassboro
WEATHERBY PLACE	22	77	Act 2Q16	Single Family	Swedesboro
VISALLI FARM ESTATES/DUPLEXES	23	78	Future	Duplex	Harrison
VISALLI FARM ESTATES/SINGLES	24		Future	Single Family	Harrison
ANCIENT OAK FARMS (600 KINGS HWY)	25	79	Future	Single Family	East Greenwich
KNOLLWOOD FARMS (GLOUCESTER)	26	108	Future	Single Family	East Greenwich
COURTS AT CHURCH RUN	27	122	Future	Townhouse	Swedesboro
ORCHARD VIEW AT MULLICA HILL/SF	28	139	Future	Single Family	Harrison
FOUR SEASONS AT WEATHERBY	29	200	Act 3Q04	Single Family	Swedesboro
ORCHARDS AT AURA/SF	30	264	Act 1Q15	Single Family	Glassboro
TRADITIONS AT RICHWOOD/SF	31	430	Future	Single Family	Glassboro
KINGS LANDING	32	310	Future	Luxury Residential Apartments	Woolwich
WOOLWICH	33	1065	Future	Single Family	Woolwich

Competition Map



Housing Study

- 632 Units Approved/Under Construction
- 2,936 Future Units





THE SHOPS AT KINGS LANDING

610.277.8899

W WOLFSON GROUP
INCORPORATED

120 Germantown Pike, Suite 120, Plymouth Meeting, PA 19462
Fax: 610.277.8880 • www.wolfsongroupinc.com